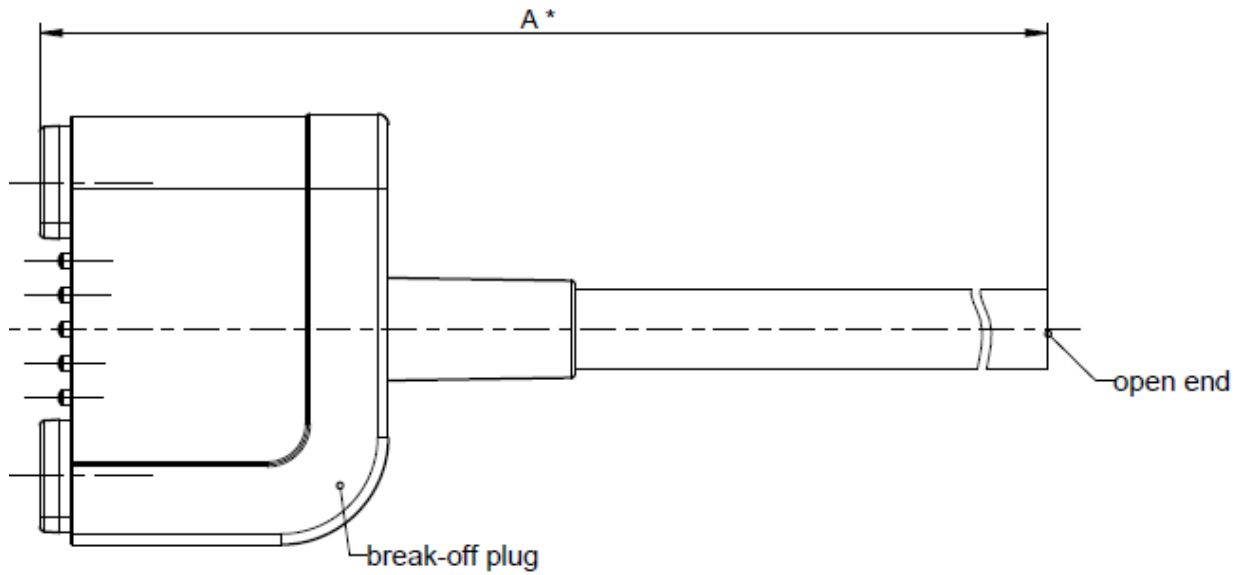


MultiMag 15

Cable Assembly
(straight)

L99-346-XXX



*) stretched length

All dimensions are in mm; tolerances according to ISO 2768 m-H

General Information

MultiMag 15 cable assembly consisting of

Break-off plug with iron cores
Coding
Number and type of contacts
Cable outlet
Bend protection

Mechanical
15 spring-loaded contacts
Straight

Cable

Second side

Open

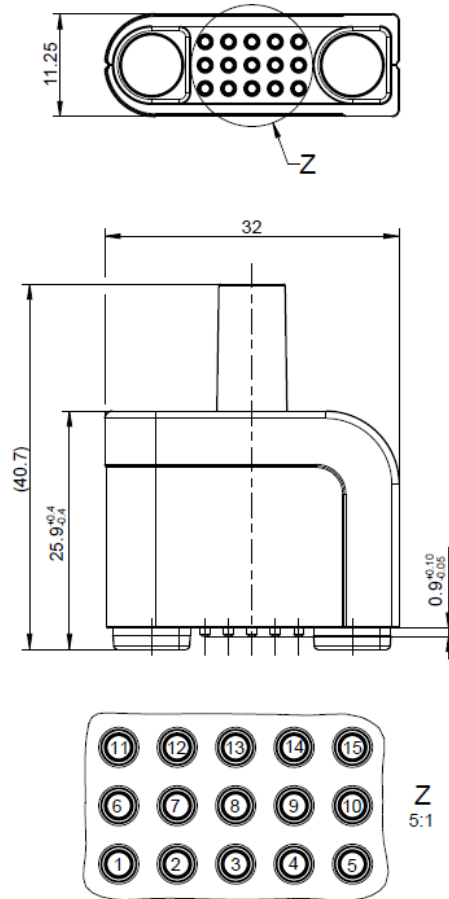
Available Versions

Type	Length A [mm]
L99-346-3000	3000 +60/-10

Dieses Dokument ist urheberrechtlich geschützt • This document is protected by copyright • Rosenberger Hochfrequenztechnik GmbH & Co. KG

RF_35/09.14/6.2

Technical Data break-off plug



face plan - break-off plug			
Pos.	signal	colour	AWG
1	D4-	brown <i>(twisted pair)</i>	26
2	D4+	white-brown <i>(twisted pair)</i>	26
3	DC	yellow	26
4	TX+ / D1+	white-green <i>(twisted pair)</i>	26
5	TX- / D1-	green <i>(twisted pair)</i>	26
6	DC	black	26
7	DC	red	26
8	Ground	drain wire	28
9	DC	grey	26
10	DC	pink	26
11	D3-	white-blue <i>(twisted pair)</i>	26
12	D3+	blue <i>(twisted pair)</i>	26
13	DC	white	26
14	RX- / D2-	orange <i>(twisted pair)</i>	26
15	RX+ / D2+	white-orange <i>(twisted pair)</i>	26

All dimensions are in mm; tolerances according to ISO 2768 m-H

The pin assignment corresponds to the coding of the connector. Different assignments can cause malfunction or damage.

Interface

Mating with

MultiMag 15 Receptacle

MultiMag 15

Cable Assembly
(straight)

L99-346-XXX

Material and Plating break-off plug

Connector parts

Housing insert
Housing parts 1 and 2
Iron Core
Bend protection

Material

PBT
PC
S235
TPE

Plating / Color

White, similar RAL 9003
White, similar RAL 9003
White, similar RAL 9003

Spring loaded contacts

Piston
Ferrule
Spring

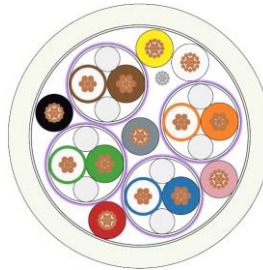
Material

Brass
Brass
Spring steel wire

Plating / Color

AuroDur®, gold plated
AuroDur®, gold plated

Cable



Wire

Stranded bare copper wire
with PVC insulation

6x
26 AWG, Ø 0.48 mm
Ø 0.9 mm

Shielded pair

Stranded bare copper wire
with PE insulation
Plastic tape overlapped
Alulaminat foil overlapped

4x
26 AWG, Ø 0.48 mm
Ø 1.0 mm

Drain wire

Stranded tinned copper wire

1x
28 AWG

Jacket

PUR, similar RAL 9010

Ø 6.8 ± 0.2 mm

Flammability Rating

Connector parts

Housing insert
Housing parts 1 and 2
Bend protection
Cable

Category

Uncolored raw material acc. to UL94 V-0*
Uncolored raw material acc. to UL94 HB*
Uncolored raw material acc. to UL94 HB*
UL-Style 21814 (80 °C/30 V)

*Please note that a non UL rated color batch is added

Dieses Dokument ist urheberrechtlich geschützt • This document is protected by copyright • Rosenberger Hochfrequenztechnik GmbH & Co. KG

RF_35/09.14/6.2

MultiMag 15

Cable Assembly
(straight)

L99-346-XXX

Electrical Data

Operating voltage 12 V
 Operating current max. 4.5 A
 max. 1.5 A per contact
 Contact resistance typically $\leq 60 \text{ m}\Omega$
 Impedance $\sim 100 \Omega$ differential pairs

Mechanical Data

Mating cycles without load min. 10.000
 Mating cycles under load min. 1.000
 Minimum bending radius static: 28 mm, multiple: 56 mm

Environmental Data

Temperature range -25 °C to +65 °C
 Chemical resistance Isopropanol 70 %

Compliance

RoHS compliant



Packing

Standard 1 pc in plastic bag, 10 bags in box
 Weight L99-346-3000 average $\sim 173 \text{ g/pc}$

While the information has been carefully compiled to the best of our knowledge, nothing is intended as representation or warranty on our part and no statement herein shall be construed as recommendation to infringe existing patents. In the effort to improve our products, we reserve the right to make changes judged to be necessary.

Draft	Date	Approved	Date	Rev.	Engineering change number	Name	Date
H. Wurm	19.04.13	T. Scheuerlein	12.06.17	a00	17-s180	S. Doerr	12.06.17

Rosenberger Hochfrequenztechnik GmbH & Co. KG P.O.Box 1260 D-84526 Tittmoning Germany www.rosenberger.de					Tel. : +49 8684 18-0 Email : info@rosenberger.de		Page 4 / 4
--	--	--	--	--	--	--	---------------